




Gain New Insights by Extending Analytics

NetSuite Analytics Warehouse for Australia and New Zealand Businesses



NetSuite Analytics Warehouse is the only pre-built analytics platform and data warehouse built to work with NetSuite. Leveraging the Oracle Analytics Cloud, a machine learning-powered analytical tool, and Oracle Autonomous Data Warehouse, a data warehouse that automatically tunes, scales, provisions and patches itself, NetSuite Analytics Warehouse brings together multiple sources of data, including NetSuite data, CSV files and other business system data, to discover patterns and insights that unlock new opportunities to drive growth.

Key Benefits

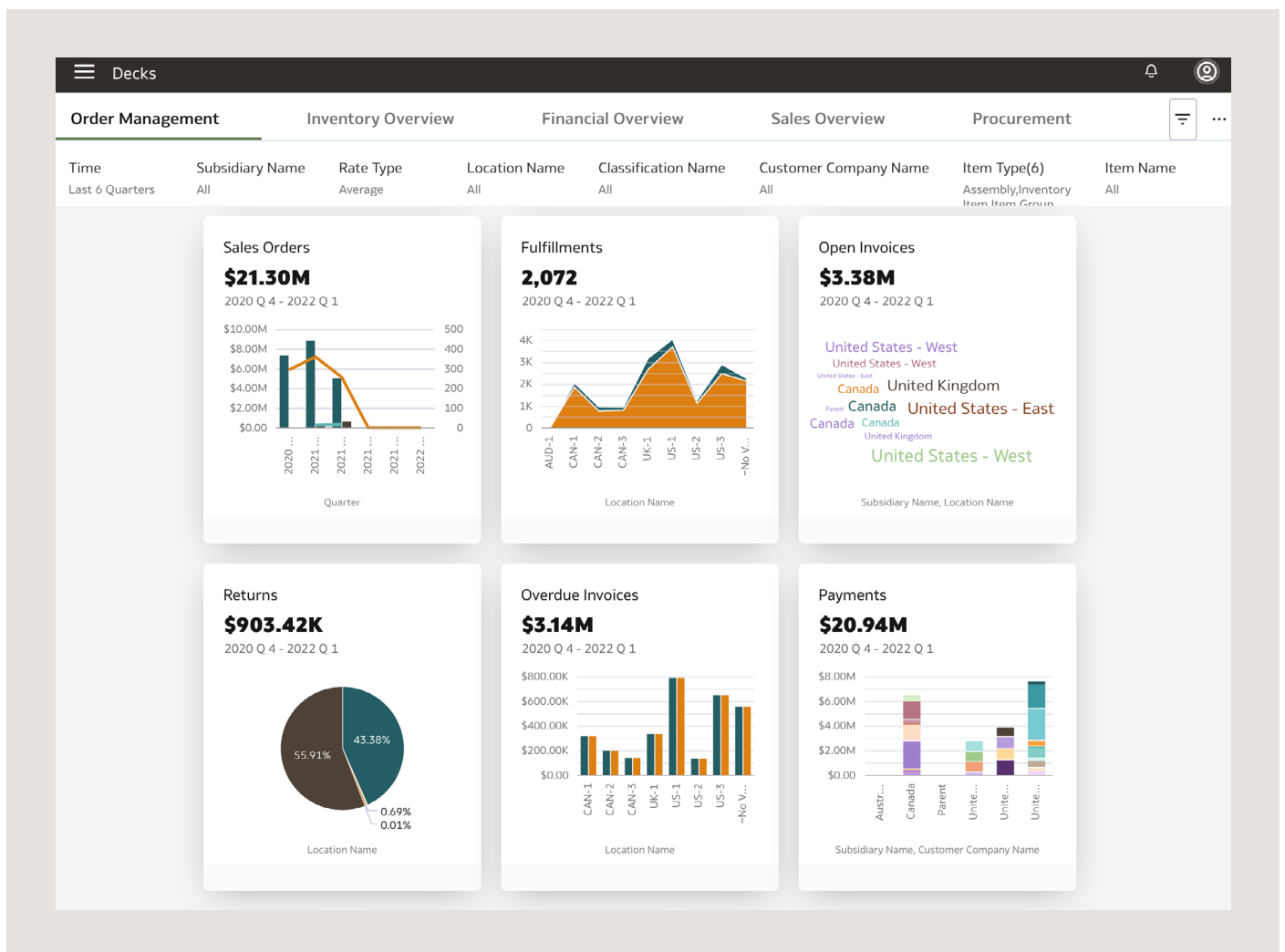
- **Complete view of business performance.** Collect and house data from multiple sources to foster collaboration, align departments and improve decision-making.
- **Lower analytics costs.** Eliminate development, hardware and maintenance costs with a solution built for NetSuite.
- **Personalised insights.** Quickly get the information you need with role-based views, cards (KPIs), visualisations, self-service and organise your insights with decks and dashboards.
- **Increased analytical performance.** Analyse large datasets at greater speeds with the power of an analytics cloud platform for fast and accurate answers to your business questions.

Rapid Deployment

The NetSuite Analytics Warehouse is built for plug-and-play readiness with NetSuite. Realise a quicker time to value than typical third party solutions by connecting to NetSuite with a few simple steps for an efficient, NetSuite-managed data pipeline. The data pipeline feeds your existing data into pre-built data objects, reducing setup and configuration times. NetSuite Analytics Warehouse can also be used to review historical, pre-NetSuite data alongside current data sets.

Analyse All of Your Data

Rather than extracting data from your business system into cumbersome spreadsheets or home-grown data-stores, organisations need a comprehensive platform that can handle large volumes of data from many sources. NetSuite Analytics Warehouse can bring data across systems or spreadsheets into one integrated view of performance to help your team find trends, patterns and outliers that improve the quality of your data and drive efficiency of your business processes.



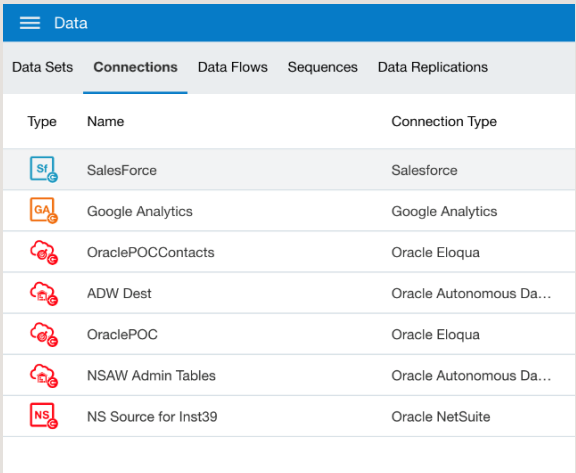
Consolidate key order management metrics in a single view.








Organise, Visualise and Personalise

Gain more value from your company's data by using pre-built dashboards, deck templates and cards with over 40 chart types to quickly get started with analytic visualisations.

- **Powerful** – Get full visibility into organisational performance with the ability to create point-in-time snapshots and calculated metrics, and drill down into the finer details from summary level views. Achieve faster time-to-value with pre-built semantic models for NetSuite data objects and the ability to examine NetSuite data with near plug-and-play speed.
- **Personalised** – Create personalised card groupings, also called decks, and dashboards to track specific views such as region, business units or role-based responsibilities. With NetSuite Analytics Warehouse, everyone on the team can create their own ad-hoc dashboards, decks and cards, and benchmarks against targets and annotations, create custom expressions and formulas using rich expression language, and apply statistics “on the fly.”

- **Collaborative** – Work more efficiently with in-app collaboration features. Comments, questions and feedback can be noted directly in the application on reports or cards to foster faster and more efficient teamwork. Users without a NetSuite license can access NetSuite information through the analytics warehouse for more widespread access to critical business information.
- **Secure** – Enjoy the security of the Oracle Autonomous Data Warehouse with strong data encryption, multifactor access control, user and user group data restrictions, database activity monitoring, and more.



Data		
Data Sets		
Connections		
Data Flows		
Sequences		
Data Replications		
Type	Name	Connection Type
	SalesForce	Salesforce
	Google Analytics	Google Analytics
	OraclePOCContacts	Oracle Eloqua
	ADW Dest	Oracle Autonomous Da...
	OraclePOC	Oracle Eloqua
	NSAW Admin Tables	Oracle Autonomous Da...
	NS Source for Inst39	Oracle NetSuite

Connect multiple sources of data in a single business intelligence platform to gain new insights.

To find out more, contact NetSuite on Infoapac_WW@oracle.com

Australia
Phone: 1800 638 784
www.netsuite.com.au

Singapore
Phone: +65 6263 1300
www.netsuite.com.sg

Hong Kong
Phone: +852 3655 1949
www.netsuite.com.hk

China
Phone: 400 610 6668
www.netsuite.cn

Japan
Phone: +81 3 6834 4888
www.netsuite.co.jp

Philippines
Phone: +632 8295 9022

India
Phone: +9180 4029 8789
Phone: +9180 4029 8809
www.netsuite.com/in